

11 26

11





12 2





“

”



12 10





11 15

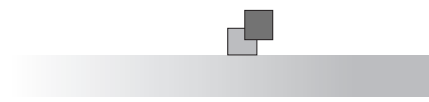
100

10



11 7

Y 0 . 1 . 0 4



||

||

12 11

2022

()

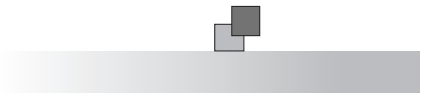


2022

11 11

36

()



//

//

11 21

10

()





11 15 20

2022

12 5
2022

2023

2022

71
57%

29

2022

1
2022
280

16

9



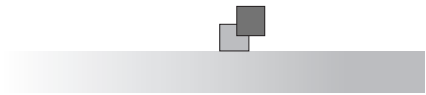
“



”

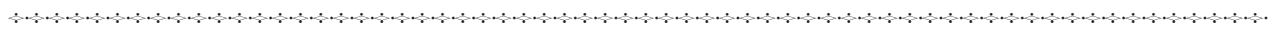
11 13





12 8

10



6




2022

11 17

2022

5

10





7



50

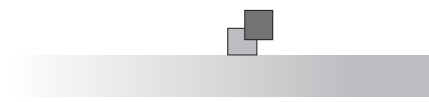
200



11 25

168

60



12 15 16

2022

1+4

500

()

11 7

2022



30

12

(

2022 11 15

91

()

11 10

60

140



2018 PISA

16

116

34

12

22





11 20

:

120



247

73

25

48



12 14

200

2

11

20



27

9

18



12 15

90

172