



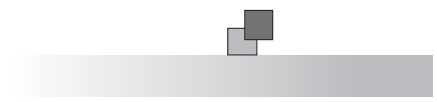
2023

2015

2018

7

2023



+ + +

6

3

+







“

”

2016

60

2019 12 29

40

80

2020

2500

450



AMI

2022

3

2

1

1-2

2.

2022 6

2023 2

1-2

3.

2023 1 29

2022

1.

3

70

2022 11

35

2023 3

2023 5



4.

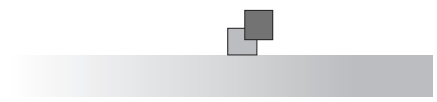
2023 7 6

2020 5

24

2023 8 17

2023 9 21



2023 10



2.

3.

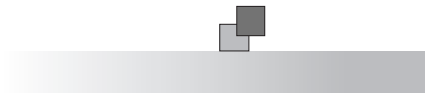
4.

1.

3.

2.

4.



1.	1.		
		80%	382%
2.	2.		
1.			
	3.		
2.		2022	
		2023	
3.			
		84	61
		76	
4.	4.	2022	
		37	2
5.			
		85	



5

2017

U'

+

+

1

+

1

532

U'

60

CSSCI



4

2.4

3.

1996-2000

1.

40

2.



2016

2019 10



2.

3.

3.

1.



“

”

2020 年

313

76

78

223

2022

22

10

31

2021

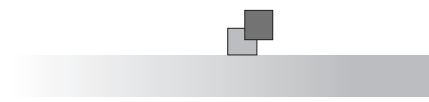
2022

8

21

9

6





6

3

64

8-9

1

64

5



7

“

”



2023

3

9

12345



10

10

3

2

41

3

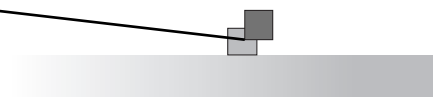

8

6

1100

8

1





3.

6

13

4.

10

2

2

1.

3

1

70

+

+

+

2.

120

3000

200

4

5

7