

“ ”

8000

2020

2010

6000

23%

95%

80% 75%

500

“ ”

1933

30

1

“

”

“

”

140

“

”

“

”

.....

1987

GDP 1980

1997

207

20

2018

97.6%

1.7
2020

“

”

“

”

1952

GDP 131

GDP

1998

2017

GDP 10

2018

11.5

2012

GDP

1

7

2019

GDP

12.36

2

GDP GDP

GDP

GDP

GDP

2016 1987 2004 1 2010 2
4 2019 5 1992
2005 5000 2011 1 2018 2
2019 2.26 1954 88 200
“ ” 2019
4.14
5.1 3
23 3

				60%		50%	60%	
40%	50%		30%	40%		20%	30%	20%
2018				28.4%				

2018				26.1%	26.2%
	2		1978	33.9	36.1


“ ”

2018		29462	1978
276	105.7	16567	1978
140	117.3		

70


2009

2,507 1 2018 2,264 1



40

2019



1933 1949
 70
 45

”

“

”

“

“

”

2013 11 28

40

1967
572.41

878.84

65.1%

1978
30%

47.3% 40

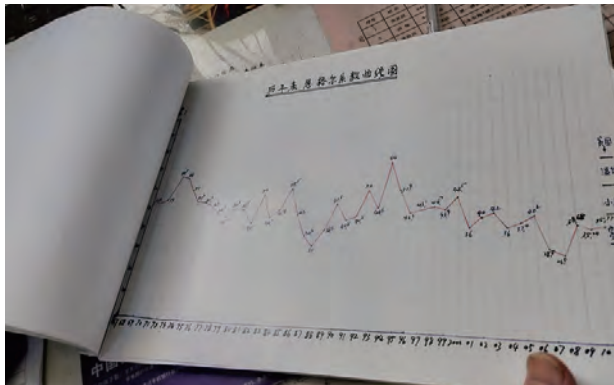
70

1978 294

2019 49020

1978 145

2019 24660



.....

1978 1956 5.7

6.7

1984

88.2% 9.4% 2018

39 2

“ ”

1949~1952

“ ”

70

1978

5.7 2018

46.9 1978 41.2

2008 318 900

“ ”




“ ”

20

2018

95.8%



8

130

70

“

” 1976
20 90

53

130

45%

1996

2015

2007

1996

40

102

31151

2018

4104

3527

200

2018

167

2

13

“

”

43

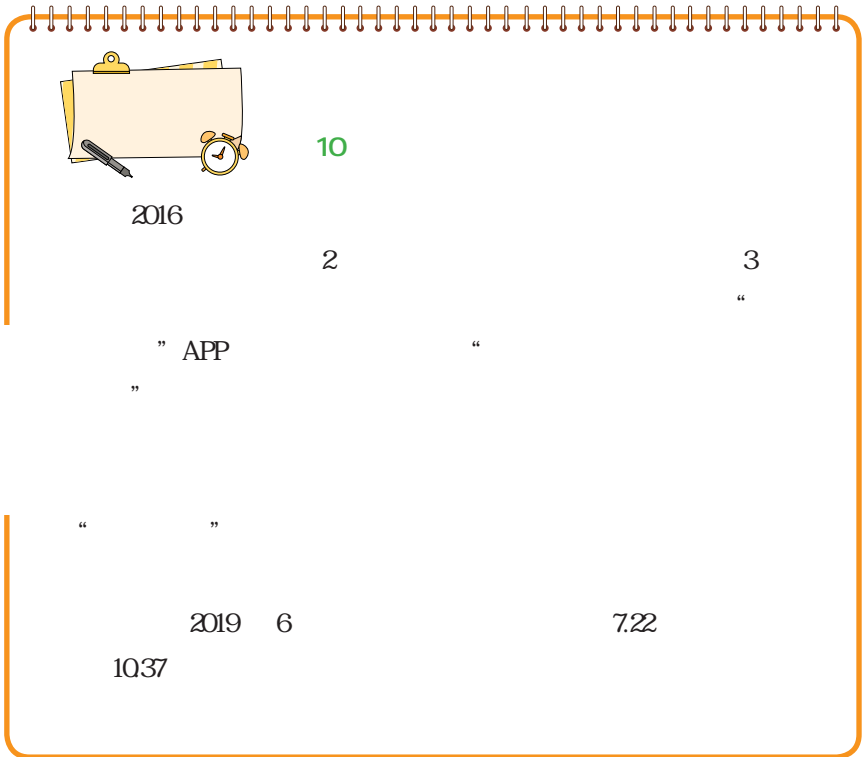
2018

58.3%

2000

43.3

13



2018

43

“ ”

218

84.8%

62.6

“ ”

2002

2018

2012 9

”

“

237

171

1090

903

7.1

2015

2016

15.3%


87.0%

“ ”

198.6

“ ”

140%



“ ”

“ ”

1990

3 10

2005

“ ”

2012

1

2014

12

“

” “ ”

“ ”

6 “ ” 6
“ ” 16 10

2015—2020

20

2018 93 46
60% “ ”

2016

80%

75%

2019

77.9%

25.51

“ ”

“ ” “ ”

“ + ”

“ + ”

39

19

100%

1805

“

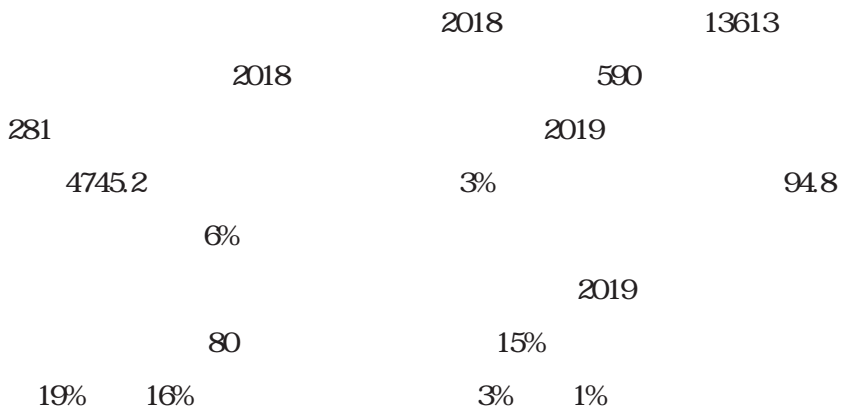
” “ ”

3

2500

“ ”

“ ”



2019

1868.8

5754.3

7848.8

1794.2

2015

352.5

5.5%

10

57.7% 59.3%

“ ”

2018

33254 , 1978

258.5%

49.08

, 1978

299.3%

59

1978

321.4%

845.5

1978

625.3

2018 352
 49.81%
 90% 890
 2524 1982 69.5 2015
 77.5 1.2

“ ”
 2020 13 2800 “
 ” “
 ” 83
 50
 13 6

5.5
 2017 36
 14
 “ ” 2018
 10 17
 17
 55
 234

12.54

“

”

2019

“

200

”

2019

205

“

”

2019

4

“

—

—

—

”

2019

87

90%

“

”

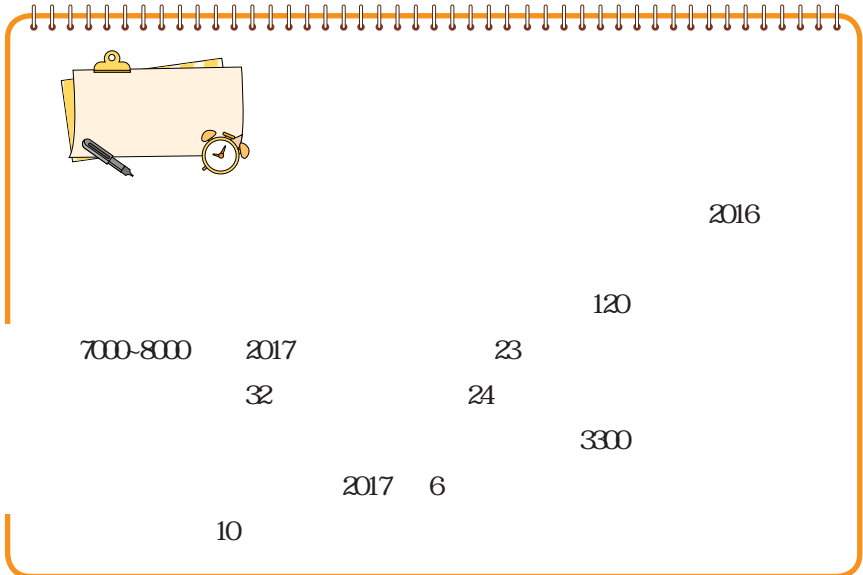
“

”



”

“



2018 20

387

3000

8000

“

”

“

”

“

”

“

”

“

”

“

+

“

”

2020 1

99.99%

6 17

“ ”

6000

“ 6 17 ”

“ 6 17 ”

2019 12 31

6 17 99.99%

“ ”

1992

2011

2500

2012

411

2015

4000

“ ”

70

“ ”